

Department of Political Sciences  
and International Relations

# STUDENTS' GUIDE

FULLY ONLINE Master of Arts in  
International Relations, Politics & Trade (LM-52)



This guide is designed to *help* you discover and benefit from the several available resources on the *Moodle* platform, ensuring you get the most out of your online course!

What you will find in the guide:

- 1. Subjects
- 2. E-tivities
- 3. Workshops
- 4. Final thesis
- 5. Useful contacts and additional resources



1 Each year and each semester, you will be granted access to a specific set of subjects, ordered as follows:


	I semester (starting on September 23rd)	II semester (starting on March 3rd)
I year	<ul style="list-style-type: none"><li>• International Trade Law (2 modules, 1 exam)</li><li>• Business English</li><li>• International Transport Law and Logistics</li></ul>	<ul style="list-style-type: none"><li>• Global politics</li><li>• Business strategy</li><li>• Foreign direct investments and golden powers</li><li>• Workshop</li></ul>
II year	<ul style="list-style-type: none"><li>• International economics and economic history (2 modules, 1 exam)</li><li>• Competition law and intellectual property rights</li><li>• International customs law and corporate tax</li></ul>	<ul style="list-style-type: none"><li>• Supply chain management</li><li>• African History and Institutions</li><li>• Global history</li><li>• Final thesis</li></ul>

Each subject is divided into **units**. Each unit is further divided into three parts including: I. a video; II. a folder named “learning materials”; III. a test.

Within the **videos**, each professor illustrates the topic of the unit in around 15 minutes. Some videos might be slightly longer or shorter (generally no more than 20 minutes).

The folder “**learning materials**” contains the readings and other files (e.g., the pptx file displayed in the video). These materials are beneficial for studying the topic covered by the video.

Finally, the **test** evaluates your preparation and understanding of the topic, and you mandatorily have to pass it in order to start the next unit (*restricted access*). The tests can be either multiple choice type, true/false, open questions, or case studies - depending on each own’s professor’s choice.





Occasionally, you will also find another folder named “extra learning materials”. Here, professors may upload supplementary readings that could enhance your understanding of the topic.



For each subject you are required to take an exam, in person. In order to access the exam, it is mandatory to complete all unit's sections, as mentioned earlier. The exam dates are published on the university webpage, [here](#). If you aim at a high grade, we recommend you complete 3 units per subject/week.

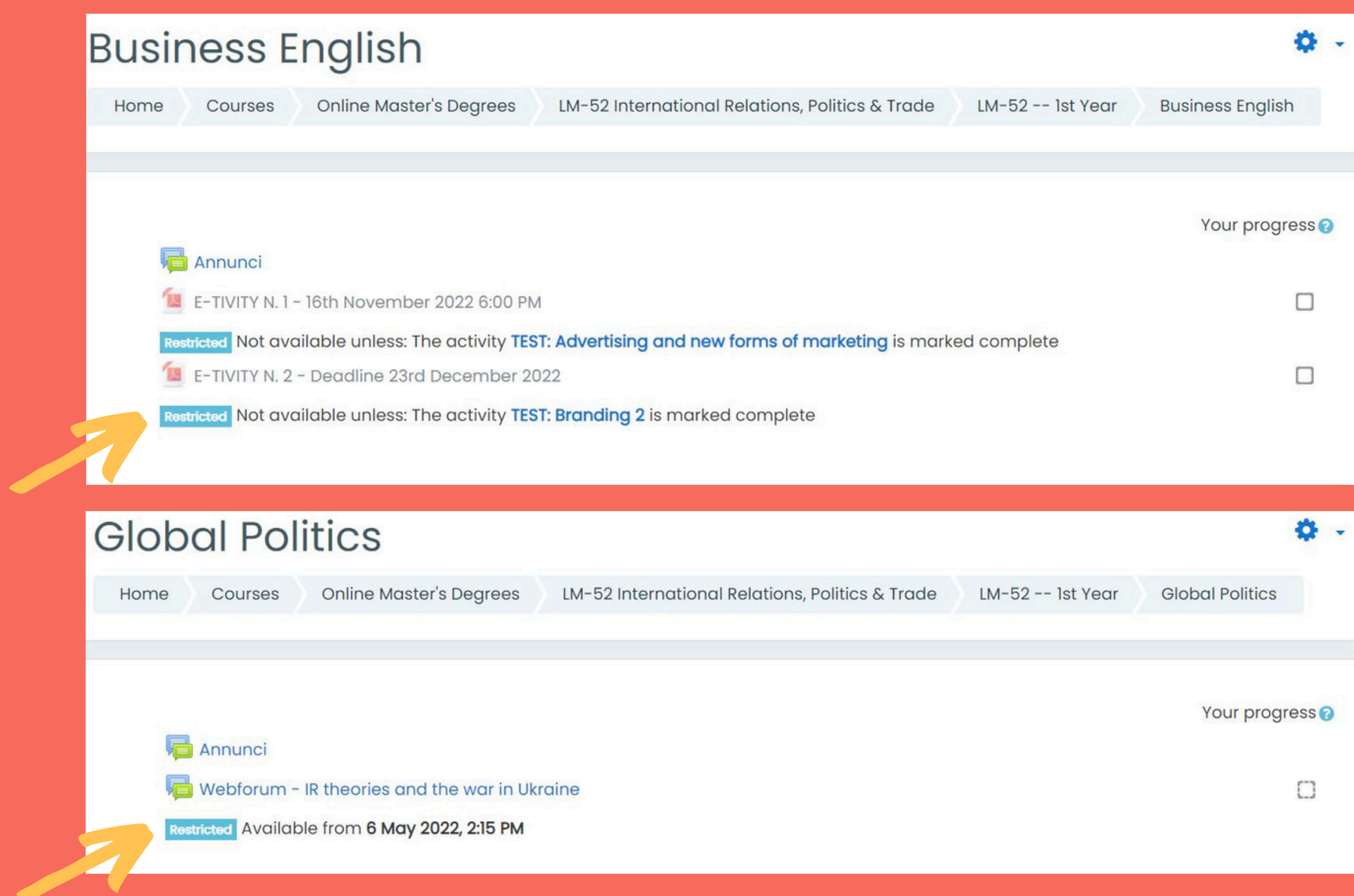
**2** For each subject you can take advantage of the so-called “e-tivities”.

They can be found at the top of the page, and are usually accessible after a certain date and/or after the completion of a set of units (e.g. after you have successfully completed the first 10 units).

They are designed to help you gain a deeper understanding of the unit topics, apply the knowledge you've acquired through personal study hours, and test your critical thinking skills.


The e-tivities can be either provided in **asynchronous** (e.g., short essays, case studies, etc.) or **synchronous mode** (e.g., a meeting on Microsoft Teams to discuss assigned topics).

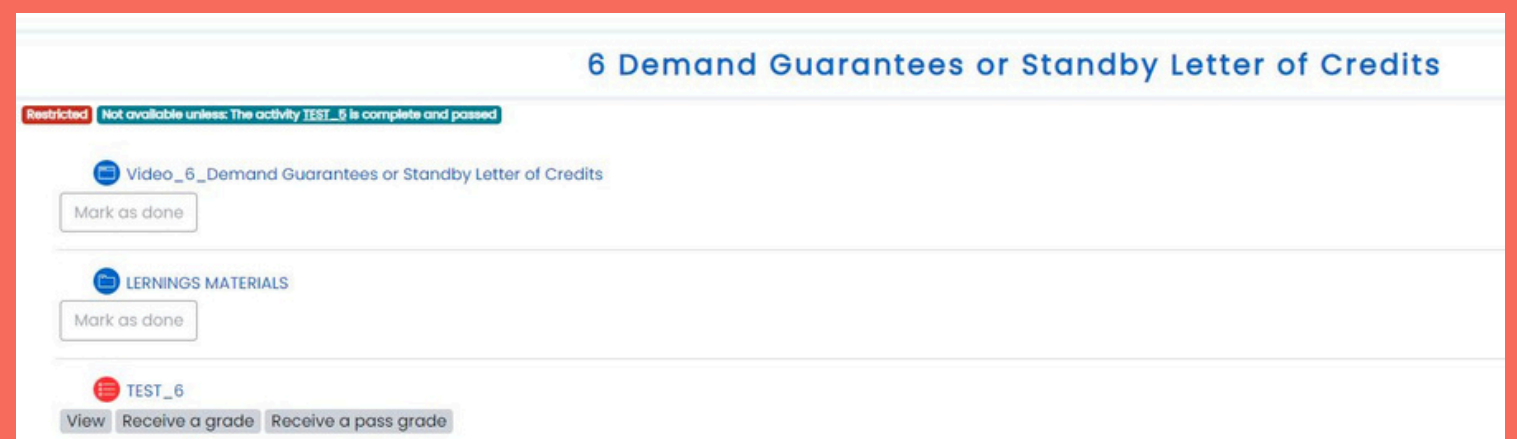
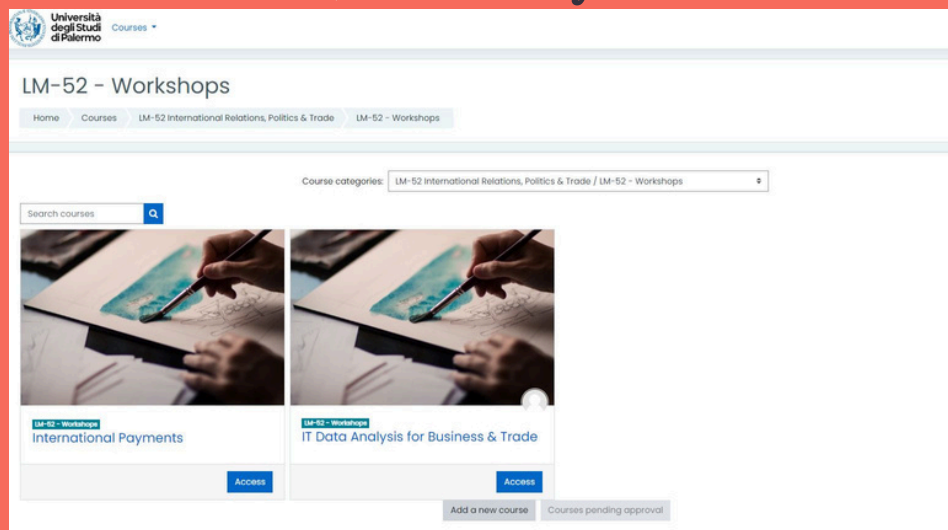
E-tivities are not compulsory, but we *strongly encourage* you to undertake this unique opportunity and participate.



**3** Additionally, you are required to complete **one workshop** of your choice.

Workshops are organized in a manner similar to subjects, with divisions into units and subparts. However, unlike subjects, the knowledge acquired in workshops does not require examination.

 Nevertheless, after completing the workshop tasks, remember to promptly send an e-mail to [didatticadems@unipa.it](mailto:didatticadems@unipa.it) (containing the request for credit validation Module) and book the first available exam slot, so that your workshop can be officially validated.




**4** To successfully finish your online course and obtain a degree from the University of Palermo, it's mandatory to produce a **final thesis**, as in accordance with the requirements of the Italian educational system. Please contact the tutors to know the procedure and requested documents.

The final thesis involves conducting research on a topic typically chosen in consultation with one of the course professors.

**5** Make sure you regularly **open, read and download** each lecture's material, in order to prevent an overwhelming workload right before the exam

**6** For any further information and/or related query to the course, feel free to **contact the tutors** ([Vesna Maria Brocca](#) and [Felicia Modica](#)) via the Moodle chat.



For technical information and assistance, please contact **Elearning Support** at [supporto-elearning@unipa.it](mailto:supporto-elearning@unipa.it), and make sure to CC both the tutors (Felicia Modica at [felicia.modica@unipa.it](mailto:felicia.modica@unipa.it); Vesna Maria Brocca at [vesnamaria.brocca@unipa.it](mailto:vesnamaria.brocca@unipa.it)).

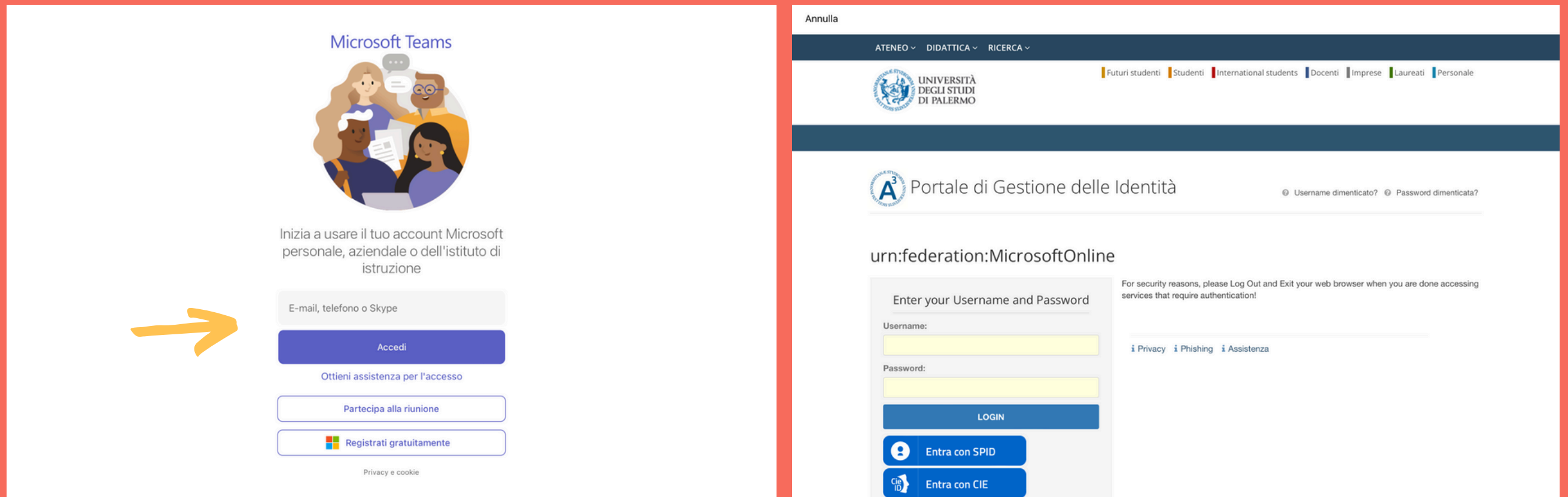
Please also check the digital library's pocket guide (english from p.76) for information related on how to access the UniPa digital library.



**Last but not least!**

**Remember to login to Microsoft Teams with your UniPa account.**

- Install Microsoft Teams on any device
- Type your name.surname@you.unipa.it email and click 'Login'
- You will be redirected to the UniPa login page. Use your credentials then click 'Login'
- The page will redirect you back to Microsoft Teams. You are all set!



# ENJOY YOUR COURSE!

**Follow us on**

