

Department of Political Sciences
and International Relations

STUDENTS' GUIDE

to the (online) Master of Arts in
International Relations, Politics & Trade (LM-52)



Through this guide, we will help you understand better what to expect from the numerous resources available for you on the Moodle platform, so that you can make the best out of your online course!

What you will find in the guide:

1. Subjects
2. E-tivities
3. Workshops
4. Final thesis
5. Useful contacts and additional resources



1 Each year and each semester, you will be allowed access to a definite set of subjects, ordered as follows:

	I semester (starting on October 2nd)	II semester (starting on 26th February)
I year	<ul style="list-style-type: none">• International Trade Law (2 modules, 1 exam)• Business English• International Transport Law and Logistics	<ul style="list-style-type: none">• Global politics• Business strategy• Foreign direct investments and golden powers• Workshop
II year	<ul style="list-style-type: none">• International economics and economic history (2 modules, 1 exam)• Competition law and intellectual property rights• International customs law and corporate tax	<ul style="list-style-type: none">• Supply chain management• History of international relations• Global history• Final thesis

Each subject is divided into units. Each unit is further divided into three parts: I. the video; II. A folder named “learning materials”; III. A test.

In the video the professor will illustrate the topic of the unit in around 15 minutes. Some videos may be slightly longer or shorter, but generally do not last for more than 20 minutes.

The folder “learning materials” contains the readings and other files (e.g., the pptx file displayed in the video) useful for studying the topic covered by the video.

Finally, the test is necessary to evaluate your preparation and understanding of the topic, and you mandatorily have to pass it in order to start the next unit (restricted access). The tests can be multiple choice type, true/false, open questions, or case studies depending on the choice of the professor.

The screenshot shows a course page titled "Fundamentals of Freedom of Contract". At the top, there is a red "Restricted" banner with the text "Not available unless: The activity TEST: Fundamentals of Contract is complete and passed". Below this, there are three main sections:

- VIDEO: Fundamentals of Freedom of Contract**: Includes a "Mark as done" button.
- LEARNING MATERIALS**: Includes a "Mark as done" button.
- TEST: The Fundamentals of Freedom of Contract**: Includes buttons for "View", "Receive a grade", and "Receive a pass grade".

A yellow arrow points to the "VIDEO" section.



Occasionally, you will also find another folder named “extra learning materials” where the professor may upload other readings that you may be interested in to further comprehend the topic.



You need to complete each of the aforementioned parts of the unit. For each subject you are required to take an exam, in person. The exam dates are published on the university webpage, [here](#). If you aim at a high grade, we recommend you complete 3 units per subject/week.

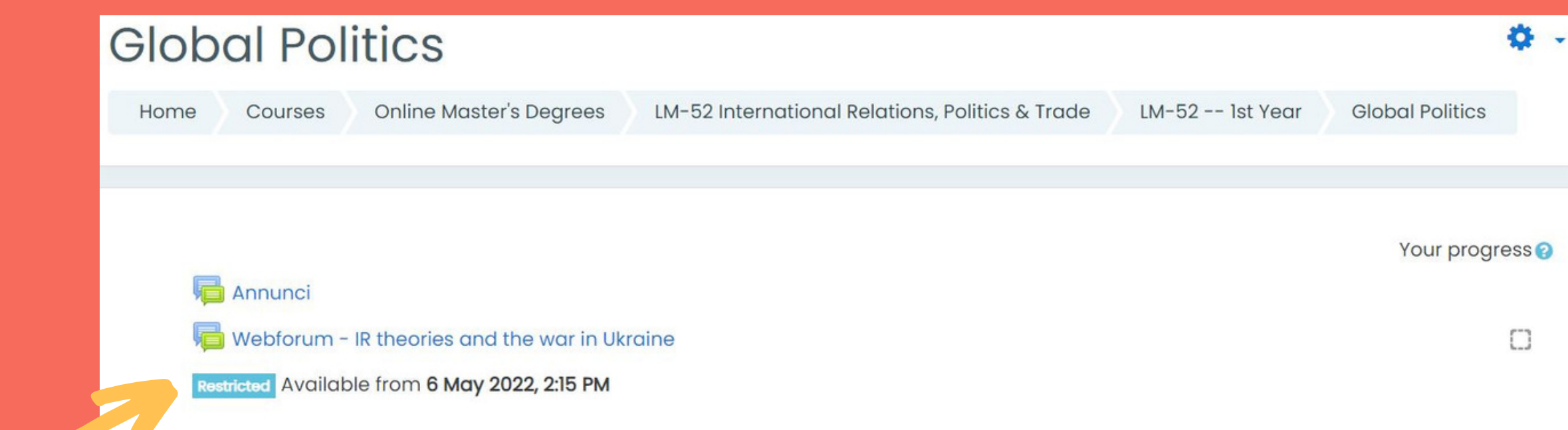
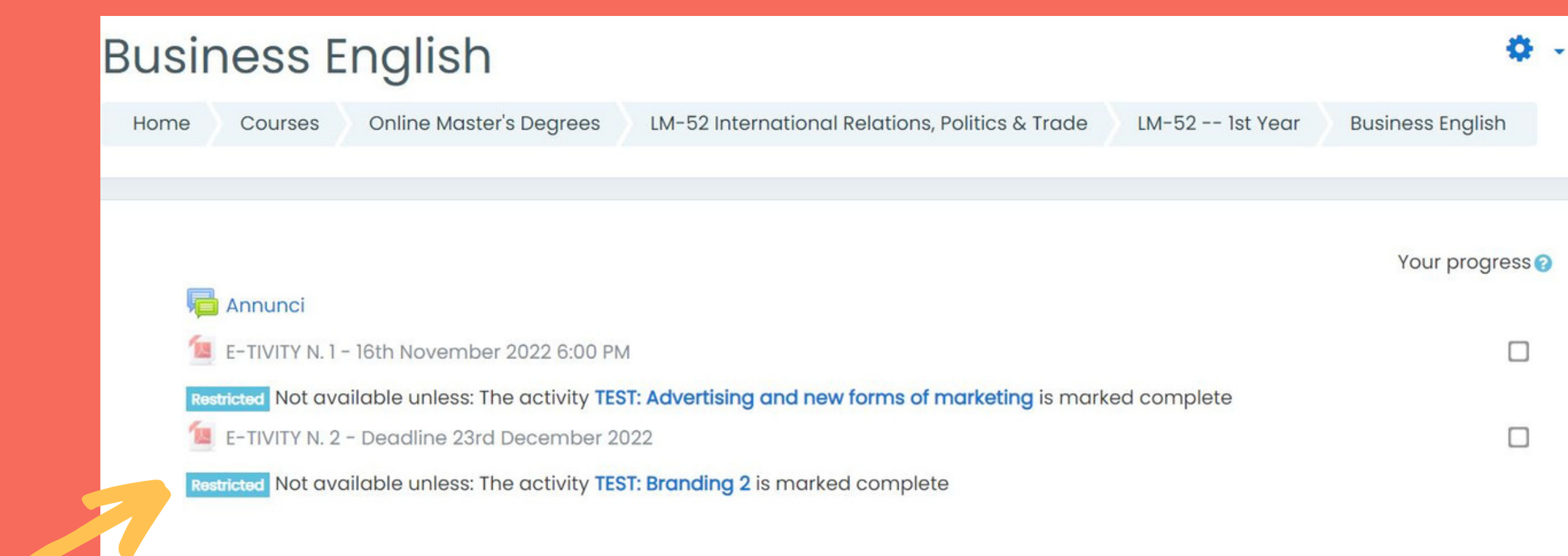
2 For each subject you can take advantage of the so-called “e-tivities”.

These can be found at the top of the page and they are accessible usually after a set date and/or after the completion of a certain chunk of units, e.g. after you have successfully completed the first 10 units.

These will serve the scope of gaining a broader understanding of the topics covered by the units, practically applying some of the knowledge you acquired during the hours of personal study and testing your critical thinking.

These e-tivities can be either in asynchronous mode (e.g., short essays, case studies, etc.) or synchronous mode (e.g., a meeting on Microsoft Teams to discuss assigned topics).

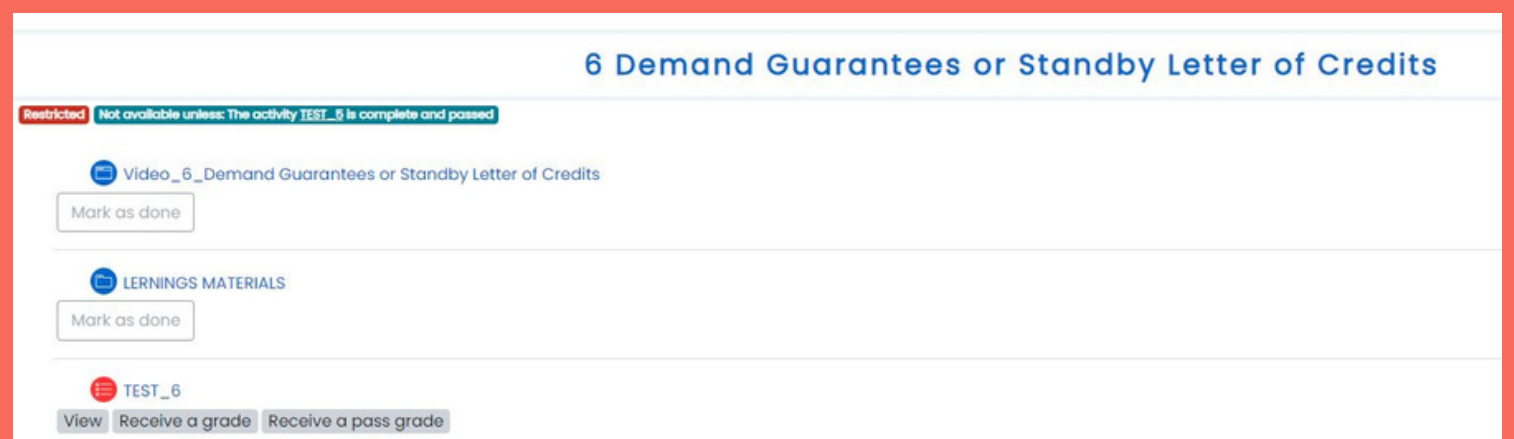
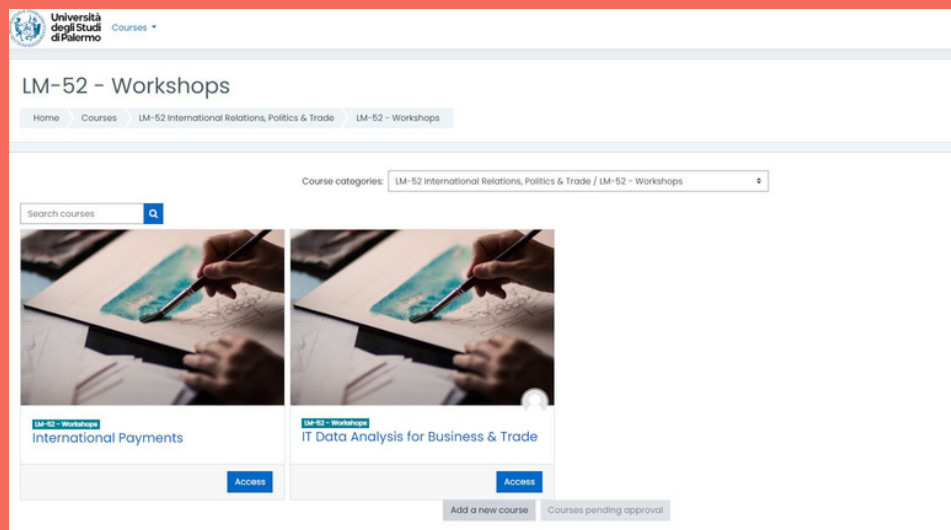
E-tivities are not compulsory, but we strongly encourage you to complete them.



3 Additionally, you are also required to complete one **workshop** of your choice.

Workshops are structured similarly to subjects, hence the same division in units and subparts apply. However, the knowledge you acquire through workshops does not need to be evaluated by taking exams.

In fact, after you complete the workshop, you need to promptly inform Chiara Venturella chiara.venturella@unipa.it, so that your workshop can be officially validated.

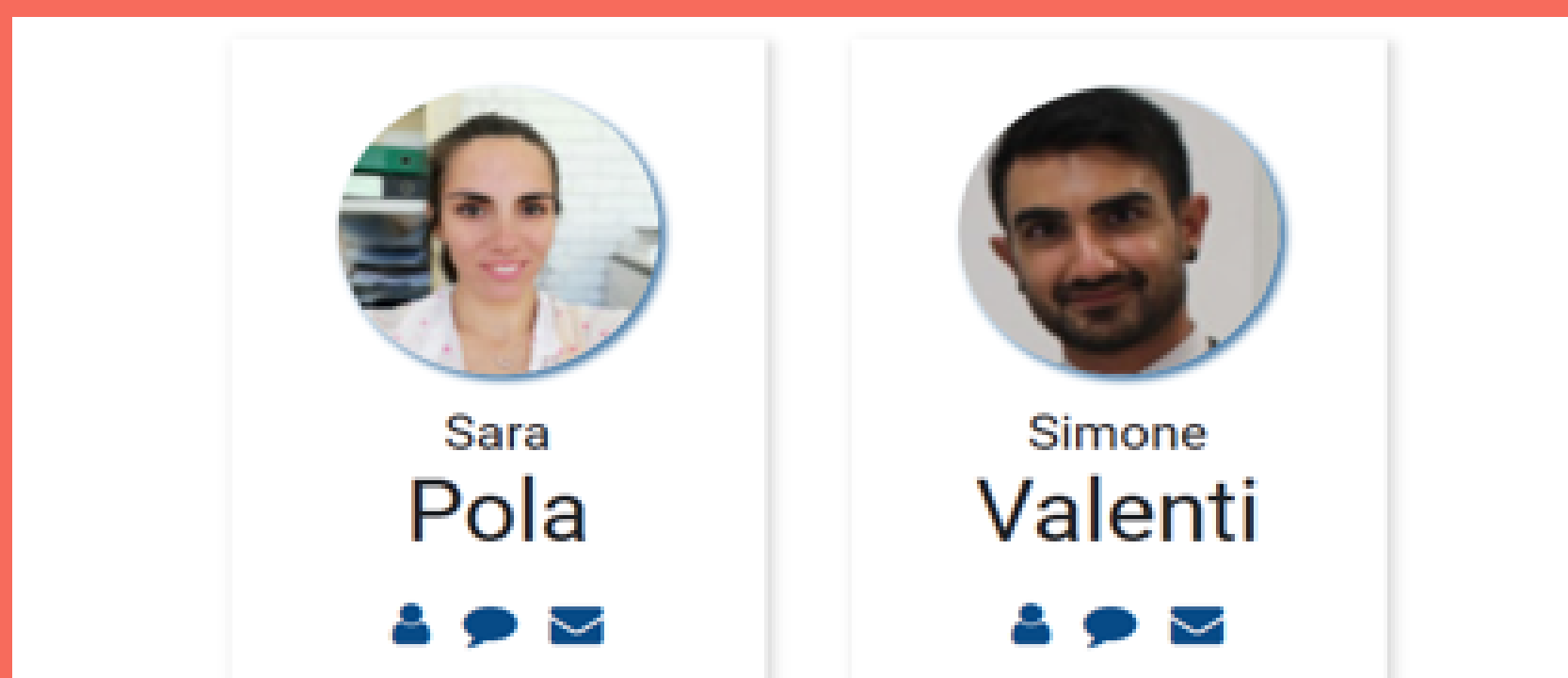


4 Your online course will need a **final thesis** to be fully completed and to get a degree for our university, as mandated by the Italian educational system.

The final thesis consists on researching on a topic usually decided in accordance with one of the professors of the course.

5 Make sure to view and download the material concerning each lecture on a regular basis in order to avoid an overwhelming concentrated workload in the run-up to the exam.

6 For further information and/or for any query related to the course, please contact the tutors (Sara Pola and Simone Valenti) via the Moodle chat.



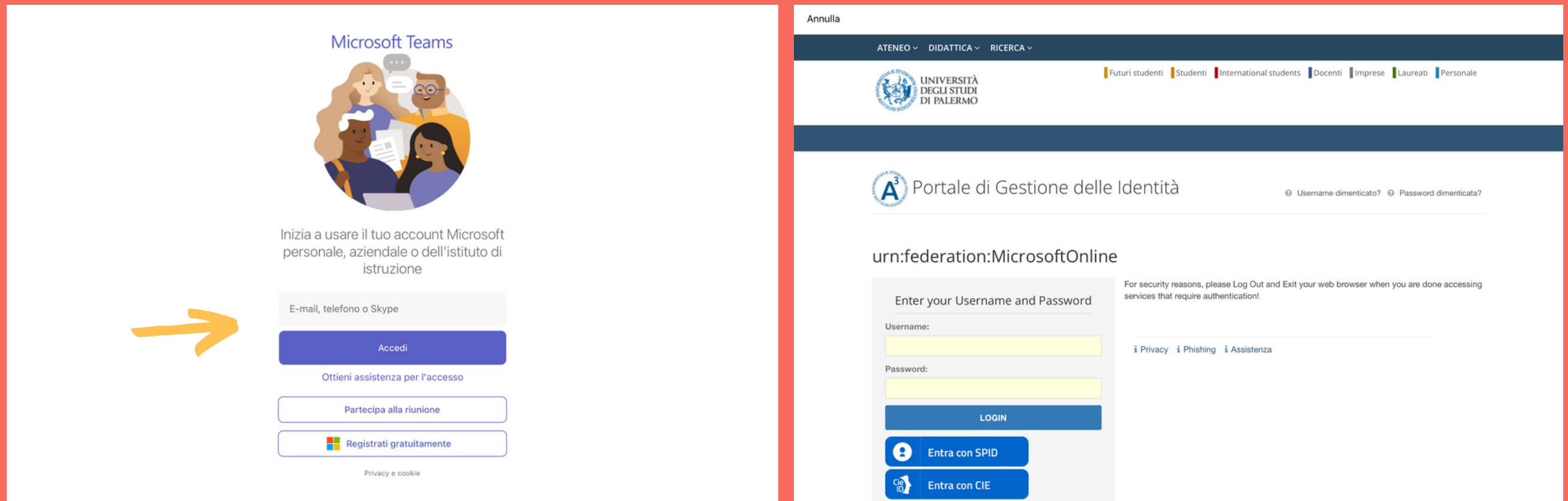
For technical information and assistance, please contact Elearning Support at supporto-elearning@unipa.it, and make sure to CC both the tutors (sara.pola@unipa.it and simone.valenti@unipa.it).

Please also check the digital library's pocket guide (english from p.76) for information related on how to access the UniPa digital library.



Last but not least! Remember to login to Microsoft Teams with your UniPa account.

- Install Microsoft Teams on any device
- Type your name.surname@you.unipa.it email and click 'Login'
- You will be redirected to the UniPa login page. Use your credentials then click 'Login'
- The page will redirect you back to Microsoft Teams. You are all set!



ENJOY YOUR COURSE!

Follow us on

